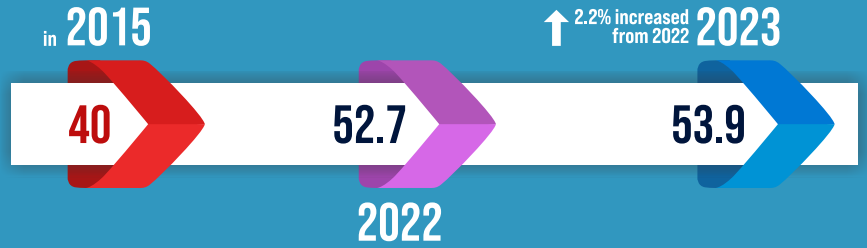


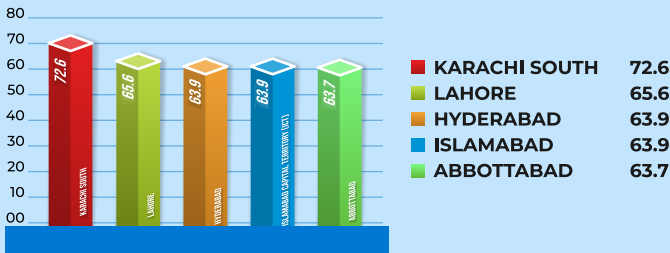
THE LATEST UNIVERSAL HEALTH COVERAGE RESULTS IN PAKISTAN

At the National level, performance on the UHC service coverage index improved from 40 in 2015 to 52.7 in 2022 and 53.9 by the end of 2023 with a percentage change since 2015 and 2022 of 35.8% and 2.2% respectively.

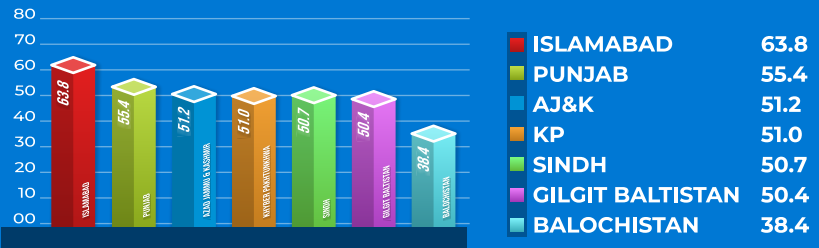
UHC SERVICE COVERAGE INDEX 2024 AT NATIONAL LEVEL (2015-2023)



DISTRICT RANKING AT NATIONAL LEVEL

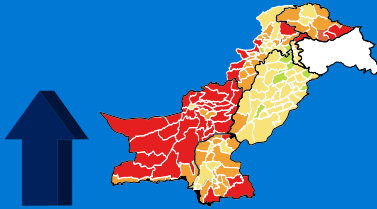


PROVINCIAL RANKING ON UHC SCI



TOP DISTRICTS OF PROVINCES

LAHORE PUNJAB
KARACHI SOUTH SINDH
ABBOTTABAD KP
QUETTA BALUCHISTAN



TOP DISTRICTS OF FEDERATING AREAS

MIRPUR
AZAD JAMMU AND KASHMIR
HUNZA
GILGIT BALTIKISTAN




RMNCH AGGREGATE SCORES

JHELUM 78.4
HUNZA 77.8
LAHORE 76.4



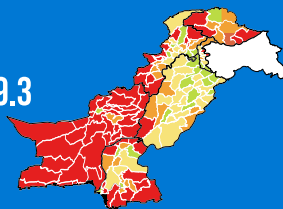
INFECTIOUS DISEASES AGGREGATE SCORES

PESHAWAR 56.4
GILGIT 54.7
CHITRAL 53.2



SERVICES CAPACITY & ACCESS

KARACHI SOUTH 129.3
ISLAMABAD 100.6
LAHORE 95.7



13.4 MILLION PEOPLE

Annually at risk of falling into poverty due to catastrophic health expenditures.



NON-COMMUNICABLE DISEASES

The score remains the same for all provinces/federating areas, as no survey results/disaggregated data are available.

